



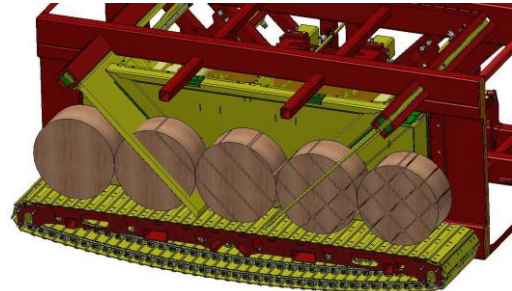
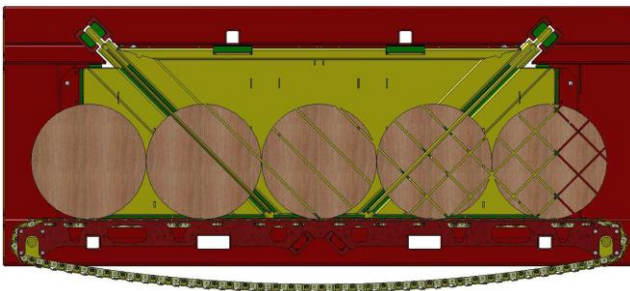
The sense  
of innovation

# XYLOG 520



## MAIN TECHNICAL DATA

- Maximum cutting diameter: 520 mm (20")
- Adjustable cutting length: 200 mm (8"), 250 mm (10"), 330 mm (13"), 400 mm (16") and 500 mm (20")
- The cutting length is managed hydraulically with a lateral movement with sawing parts, including the 2 feeding conveyor in V shape.
- The length wood stop retracts itself hydraulically during the cut.
- Cutting system with a carbide teeth circular saw:
  - Diameter 1300mm – 51"
  - 110 teeth
  - Thickness: 6 mm – 0.25"
  - Carbide teeth width 8.5mm – 0.3"
  - Driven by a piston hydraulic engine and a gearbox
  - Vertical linear motion control by 2 hydraulic cylinder
- Mixt feeding conveyor of the wood with V shape roller and V shape belt conveyor. Belt width 300mm – 11".
- 2 Independant clamps hold the wood during the cutting regardless of the wood form. The clamps are always in contact with wood.
- Hydraulic pallet for keeping the wood during cutting, with the possibility of managing the fall with ejection of it towards the outside, this same pallet evacuates cut wood on the transfer belt.
- The transfer conveyor for splitting, about 3 meters long, acts as a buffer storage and is hydraulically powered, which allows the transfer of large logs that are already split or not cylindrical. A hydraulically adjustable panel guides the wood accordin to the the logs' length.
- Splitting system through 2 V-shaped blades with 3 pressers to hold the wood properly.
- The pressers' and blades' position is adjustable depending on their cutting length, which means no dead travel during the splitting.
- 22 T splitting power.
- ISO POWER system on the blades to manage their speed according to the requested power.



- Machine fitted with a XYLOMETER (wood wube scaling system).
- Metal conveyor on the splitter with "step to step" progress, adjustable from 30 (1.2') to 250 mm (10") for the logs dimension.
- Piston pump with closed center (107 L/min – 28 Gal/min. for the saw).
- 2 hydraulic piston pumps (LOAD SENSING type): the 1<sup>st</sup> one with 130 L/min ( Gal/min) and proportional valve for the splitting function, and another one with 54 L/min (14 Gal/min). with proportional valve for the intake conveyor, the discharge conveyor, its cylinders, the ejector, the pallet, the clamps, the saw up and down, the wood stop and the transfert conveyor panel's setting.
- 17 L (4.5 Gal/min) gear pump for the cooler, the screener'shydraulic motors and the discharge conveyor.
- 200 L (52 Gal) capacity hydraulic tank.
- Lauch pad with easy access for maintenance.
- Cooler mounted on hinges to ease the cleaning.
- Wifi hotspot to allow quick and efficient remote assistance **(optional)**.
- Automatic sawing **(optional)**.
- Machine meeting European requirements.



## DIVERSE TECHNICAL DATA

### **1) COCKPIT**

- Comfortable seat
- Ergonomic single lever control the processor
- 10" colour monitor for regulation and settings
- Annex board
- Bluetooth car radio
- Reversible air conditioning



### **2) DRIVE THROUGH TRACTOR PTO :**

- 540 RPM PTO drive about 110 / 120 Hp
- Gearbox multiplier

### **3) DRIVE THROUGH ELECTRIC ENGINE:**

- 55kw (75 HP) 3 phase engine.
- 1500 rpm speed
- Engine progressive start
- Electric box



### **4) DRIVE THROUGH HEAT ENGINE:**

- Engine " **DEUTZ**", 55 Kw/75 HP, **Tier III B (EU), Tier IV (US)**
- 4-cylinders engine with 2.9 L
- Water cooling
- Sound-absorbing protective cover
- 200 L diesel tank.
- Batteries

## **5) MOBILE VERSION ON AXLE**

- Drive speed: 25 Km/h – 15mph
- Double tandem axle
- 445/45 R19.5 wheels
- Towing boom
- Machine in operation in 8 to 10 min (Logging deck + discharge conveyor unfolding)



## **6) LOADING CONVEYOR (for mobile and stationery)**

- Logs conveyor with chains
- For woods up to 4 m / 13 feet length
- Total length: About 2m / 6.5 feet with 3 chains ( 2 with a distance of 0.8m / 2 feet and the 3<sup>rd</sup> with 1.2m / 4 feet ).



## **7) LOADING CONVEYOR WITH 3 CHAINS (for stationary machine):**

- Max length of the logs 4 m / 13 feet
- Usable length: about 8 m – 26 feet (6 m / 19 feet + 2 m / 6.5 feet)
- Conveyor 2 levels with independant motorisation for wood detangling
- Width about 2m / 6.5 feet with 3 chains ( 2 with a distance of 0.8m / 2 feet and the 3<sup>rd</sup> with 1.2m / 4 feet ).
- Hydraulic drive





**8) LOADING CONVEYOR WITH 4 CHAINS (for stationary machine):**

- Max length of the logs : **6m / 19 feet**
- Usable length: about 8 m – 26 feet (6 m / 19 feet + 2 m / 6.5 feet)
- Conveyor 2 levels with independant motorisation for wood detangling
- Usable width: 3.6m / 12 feet with 4 chains ( 3 x 1.2 m / 3.9 feet distance)
- Hydraulic drive for the 2m / 6.5 feet and electric drive for the 6m / 19 feet.

**9) OUTPUT CONVEYOR 5M – 16 feet**

- 5 m – 16 feet Length, Fitted with metal bars
- Driven by hydraulic
- 700 mm width

**09) SCREENER 4M – 13 feet**

- 16 rollers with increasing size square rotor
- Drive through hydraulic motor
- Wide cleaning surface 4m x 1m

**10) Swivelling conveyor 8m / 26 feet**


- 8m / 26 feet long with belt of 0,7m / 2 feet wide
- Adjustable angling with hydraulic powered wheels
- Electrohydraulic unit 9 kw 3 phases with remote control





## **11) SAWDUST VACUUM**

- Three-phase electric motor (7.5 Kw)
- Vacuum turbine Ø: 400 mm
- Sawdust capture box
- Ø 250 mm flexible pipe to connect on the machine
- Rigid pipe









# WOOD PROCESSOR



Log splitter



Wood processor



Wood screener



Wood palletizing



Forestry Trailer



Post peelers



Post pointers



Post driver



Timber winches



Forestry mulchers



Wood chippers



Stump grinders



Hole diggers



Unwinding machine




Sweepers



Vaccum cleaners



Vertical concrete mixers



Concrete mixing buckets



Hole diggers



Kerbstone edging layer



BelleVue  
85110 Sainte Cécile - FRANCE  
Tel: +33 (0) 2 51 48 51 43  
export@rabaud.com – www.rabaud.com