

Specification

Overall Dimensions:

Length (Std Machine)	4086 mm (13'-5")
Width	1795 mm (5'-11")
Height	1732 mm (5'-8")
Weight (net)	1150 Kg (2540 lbs)

Power Supplies:

Electric Drive	415 volt 3 Phase 32 amp
PTO Drive speed	max 480 rpm
External Hydraulic	40 lpm @ 190bar

Split Force:

Normal Operation	95 kN
Maximum	150 kN

Cycle Time:

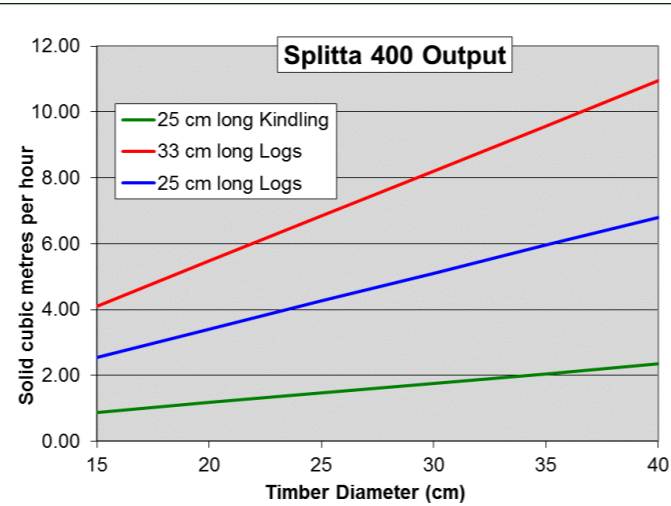
Adjustable via control knob
minimum of 5.4 s at 40 lpm & 33 cm stroke

Timber Input:

Diameter	40 cm (16") maximum diameter 10 cm (4") minimum diameter
Length	20 cm to 33 cm (8" to 13") adjustable via separate kits

Timber Output:

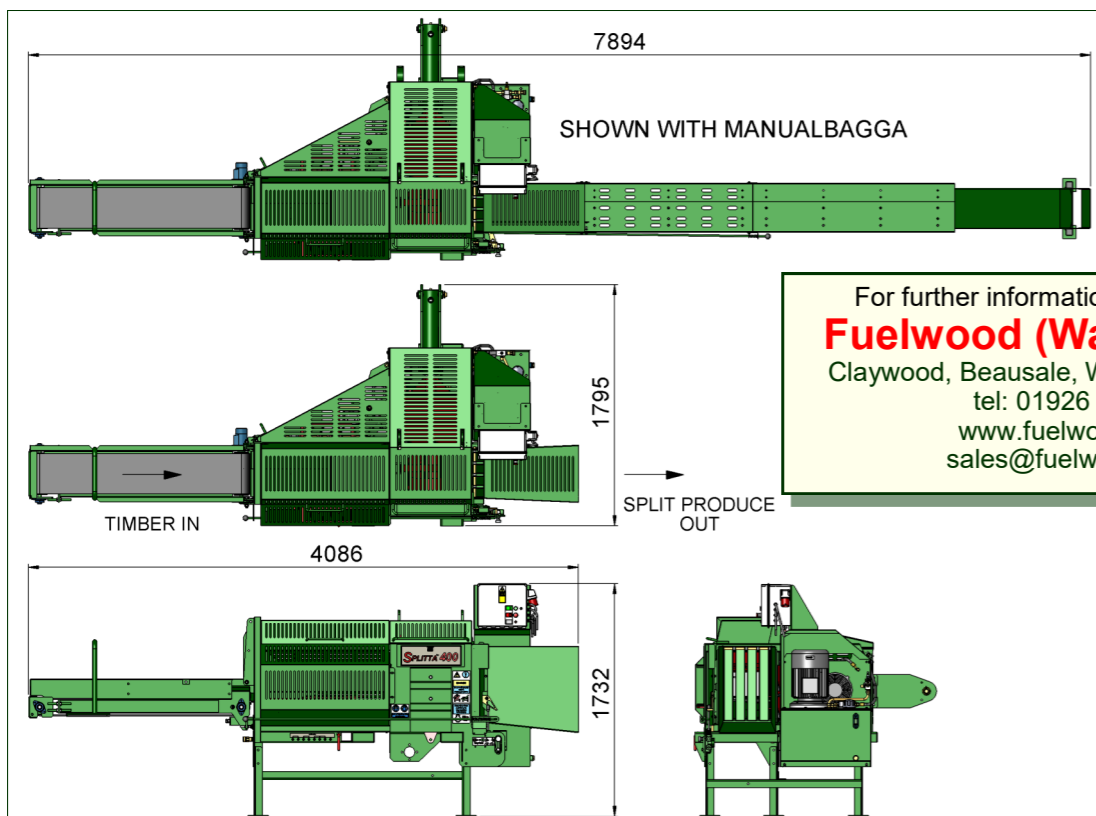
Split Section size	20 to 120 mm
	See chart for volume output



The above chart is based on continuous operation of the machine when processing a variety of timber diameters at the lengths shown and is quoted in solid cubic metres

When split into logs, 1 solid cubic metre will give a loose volume of between 1.5 and 1.8 cubic metres

Typical measured output is 1 cubic metre bulk bag filled in 5 minutes (equivalent to about 8 solid m3 / hour)




For further information, please contact
Fuelwood (Warwick) Ltd.
Claywood, Beausale, Warwick, CV35 7AF.
tel: 01926 484673
www.fuelwood.co.uk
sales@fuelwood.co.uk

SPLITTATM 400

20 to 33 cm long Logs
One machine does all
Kindling as well

4 to 11
solid m3
per hour

Log and Kindling Production Machine
designed to process large timber rings
and convert them to Logs
Ideal for handling Arb Waste
Same machine can also produce kindling



Designed and
Made in Britain

Electric Drive Version



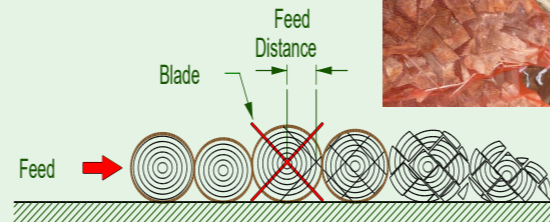
External Hydraulic Version

- Can be used with any hydraulic power source that meets the specification and has cooling
- Supplied with 3 metre hydraulic hoses

SPLITTA 400 OPTIONS							
POWER VERSION	FEED CONVEY-OR	OUTPUT CHUTE	OIL COOLER	ELEVATOR	MANUAL BAGGA	LENGTH KITS	POW-APAK
ELECTRIC DRIVE	STD	STD	STD	OPTION	OPTION	OPTION	N/A
PTO DRIVE	STD	STD	STD	OPTION	OPTION	OPTION	N/A
EXTERNAL HYDRAULIC DRIVE	STD	STD	N/A	OPTION	OPTION	OPTION	OPTION


SPLITTA 400

Splitta 400 is a fully automated splitting machine that splits timber rings using an 'X Blade'. This ensures a consistent section size of the split timber regardless of the input diameter. This section size is adjustable to allow the Operator to vary the split output between kindling and small logs through to large logs.



Splitta 400 builds on the experience gained in the development and production of Kindla, Kindlet and Splitta to deliver a machine that can handle larger and longer timber rings. This makes it ideal for handling the larger waste resulting from Arboriculture operations.

- Various power options - Electric, PTO, Own hydraulic
- Adjustable cycle time to suit operational conditions
- Timber diameters from 10 cm to 40 cm
- Timber ring lengths adjustable from 20 cm to 33 cm
- Adjustable section size - 20 cm to 120 cm
- Splitting force up to maximum of 15 tonnes
- Forklift Pockets
- Various optional equipment available - see this page



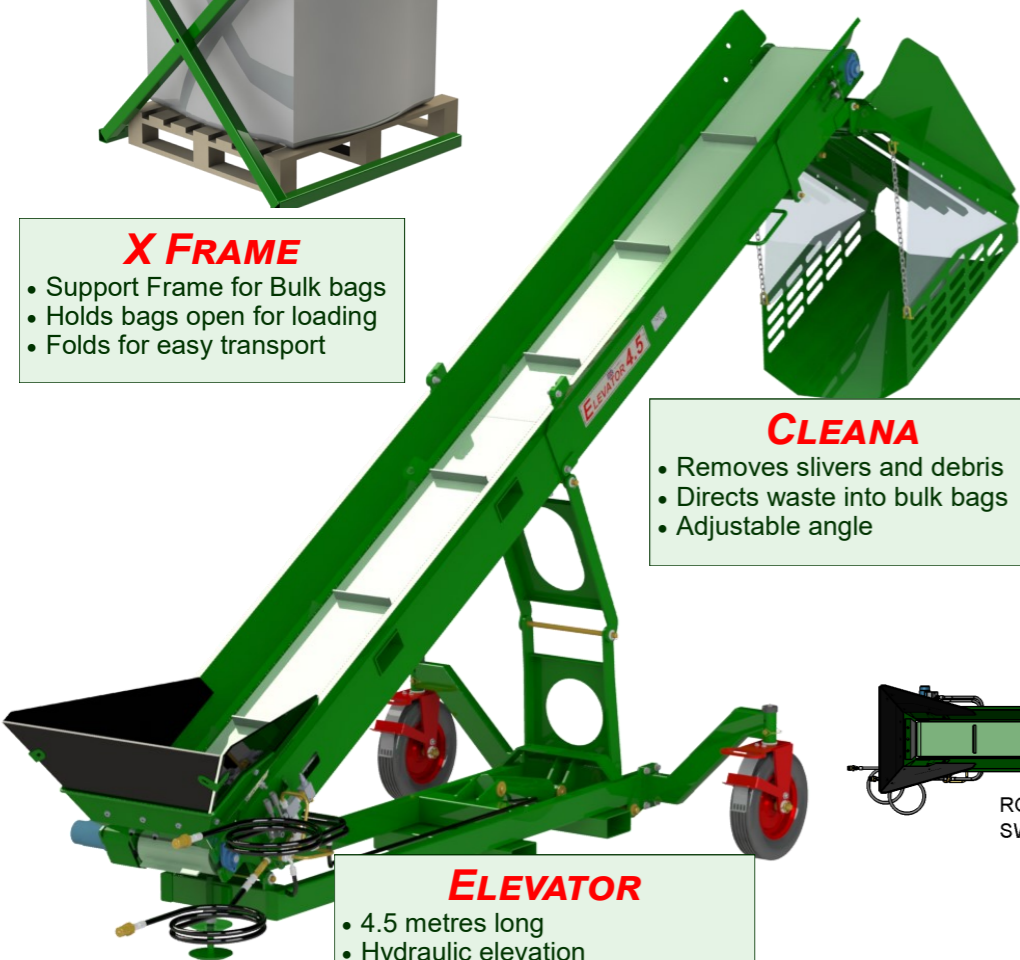
PETROL POWAPAK

- Kohler CH730 Vee Twin Engine
- Electric start
- Double Pump system
- Adjustable engine speed
- Main circuit - 40 lpm @ 2900 rpm & 190 bar
- Maximum 50 lpm @ 3600 rpm
- Auxiliary circuit - 29 lpm @ 2900 rpm
- Aux circuit also provides cooling and filtration - (requires steady return flow)
- Large 18 Litre Fuel tank for prolonged running
- Oil cooler as standard
- Weight - 250 kg
- Can be used with other equipment



X FRAME

- Support Frame for Bulk bags
- Holds bags open for loading
- Folds for easy transport

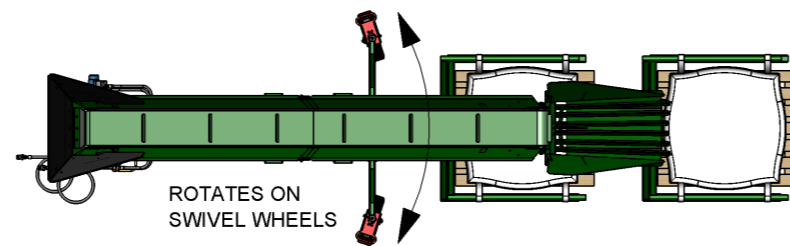


ELEVATOR

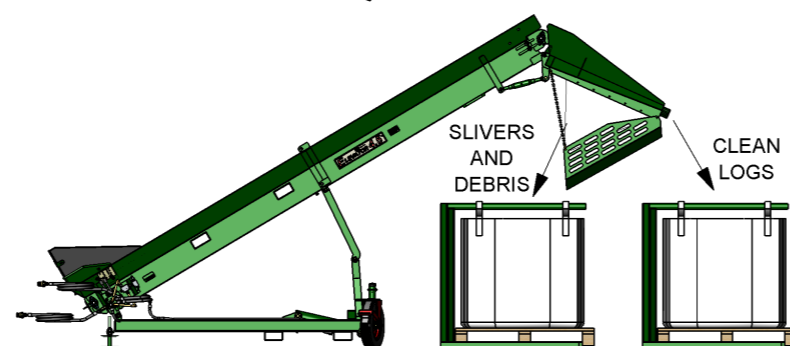
- 4.5 metres long
- Hydraulic elevation
- Hydraulic drive
- Swivel wheels
- Large adjustable hopper
- Speed - typically 25 metres/min belt speed
- Weight - 360 kg
- Forklift pockets

CLEANA

- Removes slivers and debris
- Directs waste into bulk bags
- Adjustable angle



ROTATES ON SWIVEL WHEELS



SLIVERS AND DEBRIS

CLEAN LOGS



PTO Drive Version

- Shown with Manual Bagga and linked to Woodcutta
- Requires additional 3 point mounting frame

MANUAL BAGGA

- For packing split produce into net bags
- Suitable for logs and kindling
- Adjustable for different lengths of produce
- Links to Splitta 400
- Adjustable height

Note:

1 solid m³ is equivalent to about 60 typical net bags (bag size 60 x 45)

Number of nets produced per hour will be limited by Operator efficiency



SUPERAXE WOODSPLITTERS NEW ZEALAND PRICELIST - MARCH 2024

PRICES ARE EX DISTRIBUTOR WAREHOUSE CHRISTCHURCH - PRICES EXCLUDE NZ GST

POWDER COATED OR PAINTED FRAME

SUPERAXE
WOOD SPLITTER



WS150 SUPERAXE - POWERED BY 9HP HONDA POWERPACK

The ideal 'all rounder' WS150 Superaxe combines power with affordability. Suitable for farm work, hire & rental & semi commercial operations. 21 ton splitting force with 7 second cycle. Includes 150kg block lifter, hire specs with road towing kit and two hand control system. Available in paint or powder coated finish.

RR PRICE EX GST

Painted Frame > \$12,330

Powder Coated Frame > \$12,830



WS3150-9 SUPERAXE - POWERED BY 9HP HONDA POWERPACK

The top selling WS3150-9 Superaxe features a larger frame, 200kg hydraulic block lifter and larger wheels for increased productivity. Suitable for farm work, hire & rental, arborists & semi commercial operations. 21 ton splitting force with 6 second cycle. Includes hire specs with road towing kit and two hand control system. Available in paint or powder coated finish.

RR PRICE EX GST

Painted Frame > \$14,750

Powder Coated Frame > \$15,250

PAINTED FRAME ONLY

SUPERAXE
WOOD SPLITTER



WS3150-13 SUPERAXE - POWERED BY HONDA 13 HP P/PACK

With the same frame & specs as above, the 13hp powerpack offers more options. Suitable for farm work, agroforestry, arborists & all commercial operations. 21 ton splitting force with 6 second cycle. Includes 200kg block lifter, comes with road towing kit and two hand control system. Only available with painted frame.

RR PRICE EX GST

Painted Frame

Elevator Ready > \$15,750

Elevator Fitted > \$21,250



WS4150 SUPERAXE - POWERED BY B&S 18HP POWERPACK

The WS4150 is the ultimate Superaxe - fast, efficient & powerful. Suitable for agroforestry, arborists & all commercial operations. 26 ton splitting force with 5.5 second cycle. Features 200kg block lifter. Two hand control system, Road towing kit & in-bench rollers. Only available with painted frame.

RR PRICE EX GST

Painted Frame

Elevator Ready > \$23,250

Elevator Fitted > \$28,750



INFED HOPPER - POWERED BY SUPERAXE HYDRUALICS

Load your firewood blocks with a bobcat or FEL and feed the blocks to your wood splitter via the moving floor. Eliminates most of the manual handling associated with firewood processing and can double your production as the operator spends less time away from the machine. Holds approximately 1 cord of firewood blocks. Supplied with hydraulic hoses to connect to Superaxe.

RR PRICE EX GST

\$20,000

HIRE & ROAD TOWING KIT DETAILS



All Superaxe machines sold in New Zealand include road registration kit or a hire kit. This includes heavy duty mudguards, LED lights, VIN plate, base plug & hour meter. Optional fleet

OPTIONAL EXTRAS FOR WOOD SPLITTERS

	EX GST	
3.6 m Mounted Elevator	\$5,500	3.6 m long, 3m clearance. Suits Superaxe WS3150-13 & WS4150
Spare Wheel & Tyre	\$165	155R13 / 185R14 / 225R15.
X - Blade - 2 side cutters	\$550	Available on WS4150 only
Canvas Engine Cover	\$100	Suitable for all models with a power pack
Electric Start - 9hp	\$650	Battery included
Electric Start - 13hp	\$950	Battery included

DISTRIBUTED BY:

Forestquip NZ Ltd.
611 Waterholes Road, RD 8
Christchurch, 7678
P: 0274 968 532
E: info@forestquip.co.nz
Contact: John Hansen



ForestQuip

Quality European Equipment

DISTRIBUTED BY:

*Freight onforwarding can be arranged & quoted separately by your distributor - All machines are packed securely on pallets for safe transportation